

ROSSI MACHINE TOOLS



AHEAD IN MACHINERY



OFFICE - 011 618 3277

FAX - 086 503 4436

ALEX - 083 500 0036

ELVIN - 073 662 2290

EMAIL - rossimachines@worldonline.co.za

18 MARGARET MCINGANA STR.

(PREVIOUSLY WOLHUTER STR.)

JOHANNESBURG

26°12' 34" S 28°03'47" E

WEBSITE - www.rossimachines.co.za

686 / 762 DOUBLE LAYER ROLL FORMING MACHINE



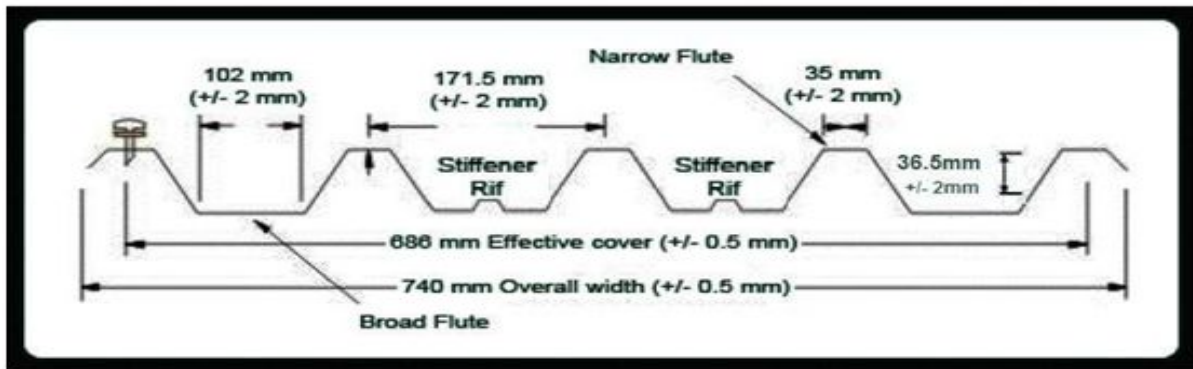


Image for reference purpose

1. PROFILE



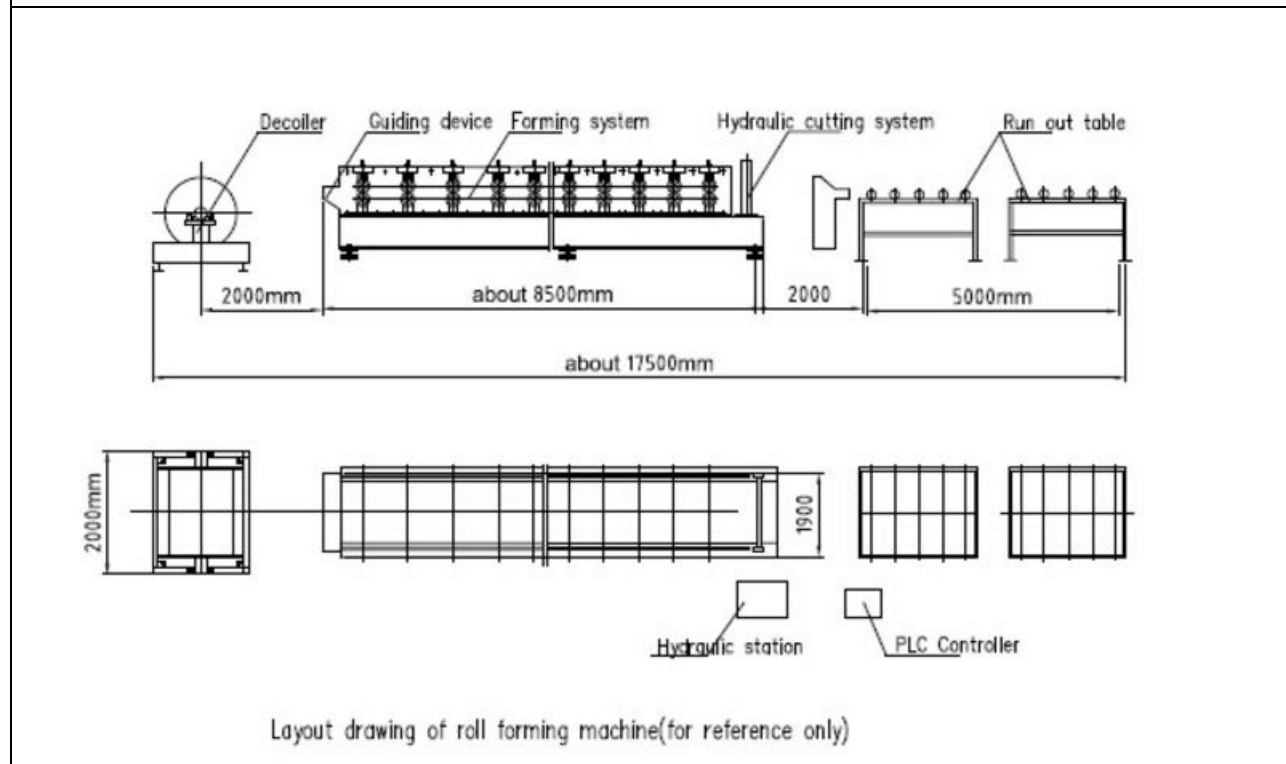
8.5 corrugations over the width of the 610 sheet.

10.5 corrugations over the width of the 762 sheet.

76mm distance in between two consecutive curves.

The Corrugated profile virtually eliminates oil canning and the sheeting can be factory cranked, curved and bullnosed to various radiuses depending on customers' requirements.

2. PROCESS FLOW



3. TECHNICAL SPECIFICATIONS

3.1 MAIN PAREMETERS OF ROLL FORMING MACHINE

A. SUITABLE MATERIAL: Galvanised steel coil
B. THICKNESS OF STEEL: 0.3 - 0.8mm
C. INPUT WITDTH OF STEEL: 925mm
D. OUTPUT WITDTH OF STEEL: 686mm / 762mm (Cover area)
E. PRODUCTION SPEED: 10 - 12m/min
F. ROLLERS / STATIONS: 16
G. ROLLER MATERIAL: 45# Steel. Forged and hardened to 58 Rockwell
H. SHAFT DIAMETER: 75mm
I. SHAFT MATERIAL: 45# Quenched and Tempered
J. MAIN STRUCTURE OF MACHINE: 300mm H steel
K. WALL THICKNESS OF MACHINE: 14mm steel plate
L. TRANSMISSION CHAIN: 1.0"
M. REDUCER: works stably with no noise
N. MAIN MOTOR POWER: 5.5Kw
O. VOLTAGE: 380V 3-Phase

3.2 CUTTING DEVICE

A. HYDRAULIC or MECHANICAL
B. BLADE: Cr12 steel, Quenched to 58 Rockwell

3.3 CONTROL SYSTEM
A. PLC: Delta from Taiwan
B. TOUCH SCREEN: Delta
C. PROGRAMMABLE FOR LENGHT AND QUANTITY - UP TO 20 PROGRAMS
D. AUTOMATIC LENGH MEASUREMENT
E. AUTOMATIC QUANTITY MEASUREMENT

4. PICTURE LIBRARY	
ROLLERS	SHAFTS
	
PLC SYSTEM	ROTARY ENCODERS
	

4. PICTURE LIBRARY Cont.

LIMIT SWITCHES



BEARING



MAIN MOTOR



HYDRAULIC PUMP STATION



**MECHANICAL SHEAR STATION
(optional)**



MANUAL DECOILER



OUTPUT TABLE



MACHINE COVER (optional)



FREE ATTACHEMENT PARTS INCLUDE:	
Chain	X1 pcs
Bearings	X1 pcs
Process switch	X1 pcs

PLEASE NOTE:

1. Machine can be modified as per customer request - optional
2. Hydraulic or mechanical cutting system
3. Machine is self-adjusting for different material thickness
4. Standard de-coiler of 5Ton. Bigger de-coiler and breaking system optional

INSTALLATION

If assistance with installation is needed, the seller will sent technicians to the buyers' premises to assist.

Within the province of Gauteng, this service is free.

If outside of the province of Gauteng, the buyer will be responsible for the cost of transport and accommodation for the technicians.

If assistance with installation is needed, the buyer shall make the following preparations before the arrival of the technicians:

1. Position the machine in the buyers' factory.
2. Ensure that electrical wiring has been connected correctly.
3. Prepare material for trial run.
4. Provide labor for assistance .